


- Storyboard helps you plan the visual shots you need to tell your story.
- Storyboards are useful for all types of media productions: live action, documentaries, animations, instructional videos, commercials, corporate videos, reality shows, etc.
- As you create each shot you can also add notes (dialogue, audio and camera movements).
- After you have planned your shots, print your boards so you can share them with your crew and mark/check them off as you complete each one.


Notes:

- Print page 2 as handouts for classroom lesson.
- Print page 3 and make copies in order to create as many frames as necessary to make a project.


STORYBOARD - Feature Film 1.85



Establishing Shot (Est)
Orients viewer as to where story takes place in "Space" and "Time Period."



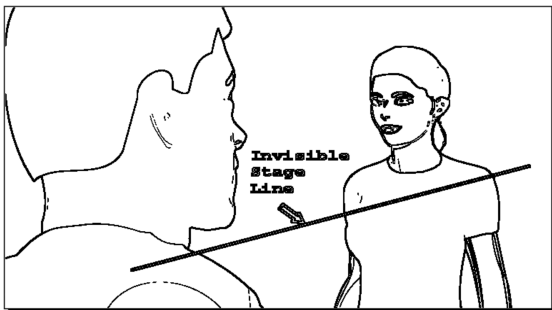
Long Shot (LS) refers to Character size.



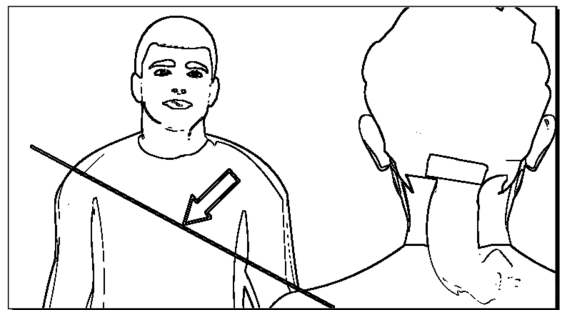
Medium Shot (MS)



Close Up (CU)



Over-the-shoulder Shot (OS) Camera position/angle establishes a Stage Line between two characters.



Reverse Angle Shot (of previous OS) Camera stays on same side of stage line established in previous shot.

STORYBOARD - Feature Film 1.85

Project Name: _____





