


- Storyboard helps you plan the visual shots you need to tell your story.
- Storyboards are useful for all types of media productions: live action, documentaries, animations, instructional videos, commercials, corporate videos, reality shows, etc.
- As you create each shot you can also add notes (dialogue, audio and camera movements).
- After you have planned your shots, print your boards so you can share them with your crew and mark/check them off as you complete each one.


Notes:

- Print page 2 as handouts for classroom lesson.
- Print page 3 and make copies in order to create as many frames as necessary to make a project.


STORYBOARD QUICK - HD



Establishing Shot (Est)
Orients viewer as to where story takes place in "Space" and "Time Period."



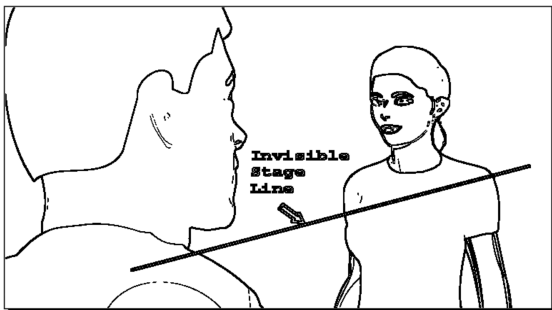
Long Shot (LS) refers to Character size.



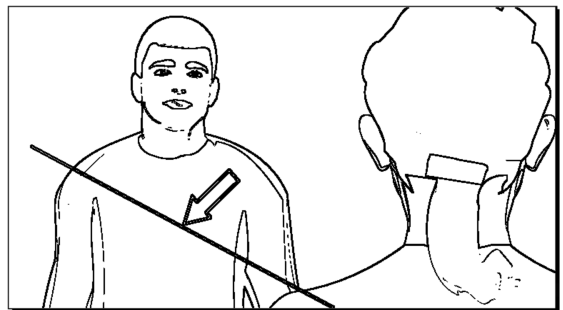
Medium Shot (MS)



Close Up (CU)





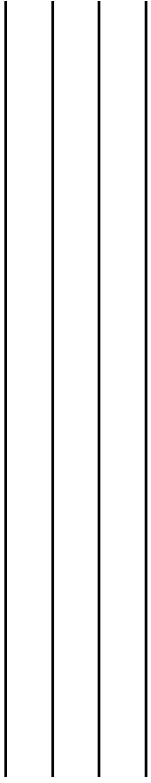

Over-the-shoulder Shot (OS) Camera position/angle establishes a Stage Line between two characters.



Reverse Angle Shot (of previous OS)
Camera stays on same side of stage line established in previous shot.

STORYBOARD - HD aspect

Project Name: _____



Storyboard Quick™

